

## Introductory sub-table (I)(a)

Name of the Company: GROVY INDIA LIMITED

Scrip Code, Name of the scrip, class of security: 5076, GROVY INDIA LIMITED, EQUITY SHARES

Quarter ended: 30.06.2015

| Partly paid-up shares:-         | No. of partly paid-up shares | As a % of total no. of partly paid-up shares | As a % of total no. of shares of the company |
|---------------------------------|------------------------------|--|--|
| Held by promoter/promoter group | 0                            | 0.00   | 0.00   |
| Held by public                  | 0                            | 0.00   | 0.00   |
| <b>Total</b>                    | <b>0</b>                     | <b>0.00</b>                                  | <b>0.00</b>                                  |

| Outstanding convertible securities:- | No. of outstanding securities | As a % of total no. of outstanding convertible securities | As a % of total no. of shares of the company, assuming full conversion of the convertible securities |
|--------------------------------------|-------------------------------|---|--|
| Held by promoter/promoter group      | 0                             | 0.00  | 0.00   |
| Held by public                       | 0                             | 0.00  | 0.00   |
| <b>Total</b>                         | <b>0</b>                      | <b>0.00</b>   | <b>0.00</b>  |

| Warrants:-                      | No. of warrants | As a % of total no. of warrants | As a % of total no. of shares of the company, assuming full conversion of warrants |
|---------------------------------|-----------------|---------------------------------|--|
| Held by promoter/promoter group | 0               | 0.00                            | 0.00   |
| Held by public                  | 0               | 0.00                            | 0.00   |
| <b>Total</b>                    | <b>0</b>        | <b>0.00</b>                     | <b>0.00</b>  |

Total paid-up capital of the company, assuming full conversion of warrants and convertible securities

14,000,000

100.00

GROVY INDIA LIMITED

*Authorised Signatory*  
 Authorised Signatory

**Statement Showing Shareholding Pattern**

| Category code | Category of Shareholder                                      | Number of Shareholders | Table (I)(a)           |  | Total shareholding as a percentage of total number of shares |                            | Shares Pledged or otherwise encumbered |                        |
|---------------|--|------------------------|------------------------|--|--|----------------------------|--|------------------------|
|               |  |                        | Total number of shares | Number of shares held in dematerialized form | As a percentage of (A+B) <sup>1</sup>                        | As a percentage of (A+B+C) | Number of shares                       | As a percentage        |
|               |  |                        |                        |  |  |                            |  |                        |
| (I)           | (II)   | (III)                  | (IV)                   | (V)  | (VI)   | (VII)                      | (VIII)                                 | (IX) = (VIII)/(IV)*100 |
| <b>(A)</b>    | <b>Shareholding of Promoter and Promoter</b>                 |                        |                        |  |  |                            |  |                        |
| <b>1</b>      | <b>Indian</b>  |                        |                        |  |  |                            |  |                        |
| (a)           | Individuals/ Hindu Undivided Family                          | 13                     | 703500                 | 703500                                       | 50.25  | 50.25                      | 0                                      | 0.00                   |
| (b)           | Central Government/ State Government(s)                      | 0                      | 0                      | 0  | 0.00   | 0.00                       | 0                                      | 0.00                   |
| (c)           | Bodies Corporate   | 0                      | 0                      | 0  | 0.00   | 0.00                       | 0                                      | 0.00                   |
| (d)           | Financial Institutions/ Banks                                | 0                      | 0                      | 0  | 0.00   | 0.00                       | 0                                      | 0.00                   |
| (e)           | Any Others(Specify)  | 0                      | 0                      | 0  | 0.00   | 0.00                       | 0                                      | 0.00                   |
|               | <b>Sub Total(A)(1)</b>                                       | <b>13</b>              | <b>703500</b>          | <b>703500</b>                                | <b>50.25</b>   | <b>50.25</b>               | <b>0</b>                               | <b>0.00</b>            |
| <b>2</b>      | <b>Foreign</b>   |                        |                        |  |  |                            |  |                        |
| a             | Individuals (Non-Residents Individuals/ Foreign Individuals) | 0                      | 0                      | 0  | 0.00   | 0.00                       | 0                                      | 0.00                   |
| b             | Bodies Corporate   | 0                      | 0                      | 0  | 0.00   | 0.00                       | 0                                      | 0.00                   |
| c             | Institutions   | 0                      | 0                      | 0  | 0.00   | 0.00                       | 0                                      | 0.00                   |
| d             | Qualified Foreign Investor                                   | 0                      | 0                      | 0  | 0.00   | 0.00                       | 0                                      | 0.00                   |
| e             | Any Others(Specify)  | 0                      | 0                      | 0  | 0.00   | 0.00                       | 0                                      | 0.00                   |
|               | <b>Sub Total(A)(2)</b>                                       | <b>0</b>               | <b>0</b>               | <b>0</b>                                     | <b>0.00</b>  | <b>0.00</b>                | <b>0</b>                               | <b>0.00</b>            |
|               | <b>Total Shareholding of Promoter and</b>                    | <b>13</b>              | <b>703500</b>          | <b>703500</b>                                | <b>50.25</b>   | <b>50.25</b>               | <b>0</b>                               | <b>0.00</b>            |
| <b>(B)</b>    | <b>Public shareholding</b>                                   |                        |                        |  |  |                            |  |                        |
| <b>1</b>      | <b>Institutions</b>  |                        |                        |  |  |                            |  |                        |
| (a)           | Mutual Funds/ UTI  | 0                      | 0                      | 0  | 0.00   | 0.00                       | 0                                      | 0.00                   |
| (b)           | Financial Institutions / Banks                               | 0                      | 0                      | 0  | 0.00   | 0.00                       | 0                                      | 0.00                   |
| (c)           | Central Government/ State Government(s)                      | 0                      | 0                      | 0  | 0.00   | 0.00                       | 0                                      | 0.00                   |

For GROVY INDIA LIMITED  
*(Signature)*  
 Authorised Signatory

|            |   |            |                |                |               |               |          |             |
|------------|---|------------|----------------|----------------|---------------|---------------|----------|-------------|
| (d)        | Venture Capital Funds   | 0          | 0              | 0              | 0.00          | 0.00          | 0        | 0.00        |
| (e)        | Insurance Companies   | 0          | 0              | 0              | 0.00          | 0.00          | 0        | 0.00        |
| (f)        | Foreign Institutional Investors   | 0          | 0              | 0              | 0.00          | 0.00          | 0        | 0.00        |
| (g)        | Foreign Venture Capital Investors   | 0          | 0              | 0              | 0.00          | 0.00          | 0        | 0.00        |
| (h)        | Qualified Foreign Investor  | 0          | 0              | 0              | 0.00          | 0.00          | 0        | 0.00        |
| (i)        | Any Other (specify)   | 0          | 0              | 0              | 0.00          | 0.00          | 0        | 0.00        |
|            | <b>Sub-Total (B)(1)</b>   | <b>0</b>   | <b>0</b>       | <b>0</b>       | <b>0.00</b>   | <b>0.00</b>   | <b>0</b> | <b>0.00</b> |
| <b>B 2</b> | <b>Non-institutions</b>   |            |                |                |               |               |          |             |
| (a)        | Bodies Corporate  | 0          | 0              | 0              | 0.00          | 0.00          | 0        | 0.00        |
| (b)        | Individuals   |            |                |                | 0.00          | 0.00          |          |             |
| I          | Individuals -i. Individual shareholders holding nominal share capital up to Rs 1 lakh   | 463        | 23150          | 300            | 1.65          | 1.65          | 0        | 0.00        |
| II         | ii. Individual shareholders holding nominal share capital in excess of Rs. 1 lakh.      | 9          | 671500         | 467400         | 47.96         | 47.96         | 0        | 0.00        |
| (c)        | Qualified Foreign Investor  | 0          | 0              | 0              | 0.00          | 0.00          | 0        | 0.00        |
| (d)        | Any Other (specify)   |            |                |                |               |               |          |             |
| (d-i)      | Hindu Undivided Family  | 37         | 1850           | 0              | 0.13          | 0.13          | 0        | 0.00        |
|            | <b>Sub-Total (B)(2)</b>   | <b>509</b> | <b>696500</b>  | <b>467700</b>  | <b>49.75</b>  | <b>49.75</b>  | <b>0</b> | <b>0.00</b> |
| <b>(B)</b> | <b>Total Public Shareholding (B)= (B)(1)+(B)(2)</b>                                     | <b>509</b> | <b>696500</b>  | <b>467700</b>  | <b>49.75</b>  | <b>49.75</b>  | <b>0</b> | <b>0.00</b> |
|            | <b>TOTAL (A)+(B)</b>  | <b>522</b> | <b>1400000</b> | <b>1171200</b> | <b>100.00</b> | <b>100.00</b> | <b>0</b> | <b>0.00</b> |
| <b>(C)</b> | <b>Shares held by Custodians and against which Depository Receipts have been issued</b> |            |                |                |               |               |          |             |
| 1          | Promoter and Promoter Group   | 0          | 0              | 0              | 0             | 0.00          | 0        | 0.00        |
| 2          | Public  | 0          | 0              | 0              | 0             | 0.00          | 0        | 0.00        |
|            | <b>Sub-Total (C)</b>  | <b>0</b>   | <b>0</b>       | <b>0</b>       | <b>0</b>      | <b>0.00</b>   | <b>0</b> | <b>0.00</b> |
|            | <b>GRAND TOTAL (A)+(B)+(C)</b>  | <b>522</b> | <b>1400000</b> | <b>1171200</b> | <b>100.00</b> | <b>100.00</b> | <b>0</b> | <b>0.00</b> |

For GROVY INDIA LIMITED

*Shubho*  
Authorized Signatory

(I)(b) Statement showing holding of securities (including shares, warrants, convertible securities) of persons belonging to the category "Promoter and Promoter Group"

| Sr. | Name of the shareholder        | Details of Shares held |                                   | Encumbered shares (*) |                 |  | Details of warrants     |   | Details of convertible securities     |   | Total shares (including underlying shares assuming full conversion of warrants and convertible securities) as a % of diluted share capital |       |
|-----|--------------------------------|------------------------|-----------------------------------|-----------------------|-----------------|--|-------------------------|---|---------------------------------------|---|--|-------|
|     |                                | Number of shares held  | As a % of grand total (A)+(B)+(C) | No.                   | As a percentage | As a % of grand total (A)+(B)+(C) of sub-clause (I)(a) | Number of warrants held | As a % total number of warrants of the same class | Number of convertible securities held | As a % total number of convertible securities of the same class |  |       |
| No. | (I)                            | (II)                   | (III)                             | (IV)                  | (V)             | (VI)=(V)/(III)*100                                     | (VII)                   | (VIII)  | (IX)                                  | (X)   | (XI)   | (XII) |
| 1   | RADHA KISHAN JALAN (HUF) JALAN | 5000                   | 0.36                              | 0                     | 0.00            | 0.00   | 0                       | 0.00  | 0                                     | 0.00  | 0.36   |       |
| 2   | P.C.JALAN(HUF). PCJ(HUF)       | 25500                  | 1.82                              | 0                     | 0.00            | 0.00   | 0                       | 0.00  | 0                                     | 0.00  | 1.82   |       |
| 3   | R.K.JALAN (HUF) . RKJ(HUF)     | 29500                  | 2.11                              | 0                     | 0.00            | 0.00   | 0                       | 0.00  | 0                                     | 0.00  | 2.11   |       |
| 4   | PRAKASH CHAND JALAN            | 33500                  | 2.39                              | 0                     | 0.00            | 0.00   | 0                       | 0.00  | 0                                     | 0.00  | 2.39   |       |
| 5   | NISHIT JALAN                   | 33500                  | 2.39                              | 0                     | 0.00            | 0.00   | 0                       | 0.00  | 0                                     | 0.00  | 2.39   |       |
| 6   | BIMAL KUMAR JALAN (HUF) JALAN  | 35000                  | 2.50                              | 0                     | 0.00            | 0.00   | 0                       | 0.00  | 0                                     | 0.00  | 2.50   |       |
| 7   | SUSHILA JALAN                  | 35000                  | 2.50                              | 0                     | 0.00            | 0.00   | 0                       | 0.00  | 0                                     | 0.00  | 2.50   |       |
| 8   | ANITA JALAN                    | 38500                  | 2.75                              | 0                     | 0.00            | 0.00   | 0                       | 0.00  | 0                                     | 0.00  | 2.75   |       |
| 9   | ROHAN JALAN                    | 69000                  | 4.93                              | 0                     | 0.00            | 0.00   | 0                       | 0.00  | 0                                     | 0.00  | 4.93   |       |

|              |                     |               |              |          |             |             |          |             |          |             |              |
|--------------|---------------------|---------------|--------------|----------|-------------|-------------|----------|-------------|----------|-------------|--------------|
| 10           | ANKUR JALAN         | 78000         | 5.57         | 0        | 0.00        | 0.00        | 0        | 0.00        | 0        | 0.00        | 5.57         |
| 11           | ABHISHEK JALAN      | 84000         | 6.00         | 0        | 0.00        | 0.00        | 0        | 0.00        | 0        | 0.00        | 6.00         |
| 12           | RUSHABH BIMAL JALAN | 117000        | 8.36         | 0        | 0.00        | 0.00        | 0        | 0.00        | 0        | 0.00        | 8.36         |
| 13           | RJ KUMAR JALAN      | 120000        | 8.57         | 0        | 0.00        | 0.00        | 0        | 0.00        | 0        | 0.00        | 8.57         |
| <b>TOTAL</b> |                     | <b>703500</b> | <b>50.25</b> | <b>0</b> | <b>0.00</b> | <b>0.00</b> | <b>0</b> | <b>0.00</b> | <b>0</b> | <b>0.00</b> | <b>50.25</b> |

(\*) The term "encumbrance" has the same meaning as assigned to it in regulation 28(3) of the SAST Regulations, 2011

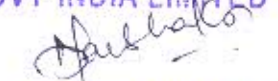
For GROVY INDIA LIMITED

*[Handwritten Signature]*  
Authorized Signatory

(I)(c)(i) Statement showing holding of securities (including shares, warrants, convertible securities) of persons belonging to the category "Public" and holding more than 1% of the total number of shares


| Sr. No.      | Name of the shareholder | Number of shares held | Shares as a percentage of total number of shares {i.e., Grand Total (A)+(B)+(C) indicated in Statement at para (I)(a) above} | Details of warrants     |   | Details of convertible securities     |  | Total shares (including underlying shares assuming full conversion of warrants and convertible securities) as a % of diluted share capital |
|--------------|-------------------------|-----------------------|--|-------------------------|---|---------------------------------------|--|--|
|              |                         |                       |  | Number of warrants held | As a % total number of warrants of the same class | Number of convertible securities held | % w.r.t total number of convertible securities of the same class |  |
| 1            | VINOD KUMAR AGGARWAL    | 200000                | 14.29  | 0                       | 0.00  | 0                                     | 0.00   | 14.29  |
| 2            | PRADEEP ARORA           | 69000                 | 4.93   | 0                       | 0.00  | 0                                     | 0.00   | 4.93   |
| 3            | ASHISH SHARMA           | 68000                 | 4.86   | 0                       | 0.00  | 0                                     | 0.00   | 4.86   |
| 4            | DESRAJ KAUNDAL          | 67300                 | 4.81   | 0                       | 0.00  | 0                                     | 0.00   | 4.81   |
| 5            | PRIYANKA JAIN           | 67100                 | 4.79   | 0                       | 0.00  | 0                                     | 0.00   | 4.79   |
| 6            | NEENA GARG              | 66500                 | 4.75   | 0                       | 0.00  | 0                                     | 0.00   | 4.75   |
| 7            | PAWAN JAIN              | 66400                 | 4.74   | 0                       | 0.00  | 0                                     | 0.00   | 4.74   |
| 8            | PANKAJ JAIN             | 34200                 | 2.44   | 0                       | 0.00  | 0                                     | 0.00   | 2.44   |
| 9            | DEEPTI JAIN             | 33000                 | 2.36   | 0                       | 0.00  | 0                                     | 0.00   | 2.36   |
| <b>TOTAL</b> |                         | <b>671500</b>         | <b>47.96</b>   | <b>0</b>                | <b>0.00</b>                                       | <b>0</b>                              | <b>0.00</b>  | <b>47.96</b>   |

For GROVY INDIA LIMITED

  
Authorized Signatory

(I)(c)(ii) Statement showing holding of securities (including shares, warrants, convertible securities) of persons (together with PAC) belonging to the category "Public" and holding more than 5% of the total number of shares of the company


| Sr. No.      | Name(s) of the shareholder(s) and the Persons Acting in Concert (PAC) with them | Number of shares | Shares as a percentage of total number of shares {i.e., Grand Total (A)+(B)+(C) indicated in Statement at para (I)(a) above} | Details of warrants |   | Details of convertible securities     |  | Total shares (including underlying shares assuming full conversion of warrants and convertible securities) as a % of diluted share capital |
|--------------|---|------------------|--|---------------------|---|---------------------------------------|--|--|
|              |   |                  |  | Number of warrants  | As a % total number of warrants of the same class | Number of convertible securities held | % w.r.t total number of convertible securities of the same class |  |
| 1            | VINOD KUMAR AGGARWAL  | 200000           | 14.29  | 0                   | 0.00  | 0                                     | 0.00   | 14.29  |
| <b>TOTAL</b> |   | <b>200000</b>    | <b>14.29</b>   | <b>0</b>            | <b>0.00</b>                                       | <b>0</b>                              | <b>0.00</b>  | <b>14.29</b>   |

For GROVY INDIA LIMITED  
  
 Authorised Signatory

(I)(d) Statement showing details of locked-in shares

| Sr. No. | Name of the shareholder | Number of locked-in shares | Locked-in shares as a percentage of total number of shares {i.e., Grand Total (A)+(B)+(C) indicated in Statement at para (I)(a) above} |
|---------|-------------------------|----------------------------|--|
| 1       | Nil                     | NIL                        | NIL  |
| TOTAL   |                         |                            |  |

For GROVY INDIA LIMITED

  
Authorised Signatory



(II)(a) Statement showing details of Depository Receipts (DRs)

| Sr. No.      | Type of outstanding DR (ADRs, GDRs, SDRs, etc.) | Number of outstanding DRs | Number of shares underlying outstanding DRs | Shares underlying outstanding DRs as a percentage of total number of shares {i.e., Grand Total (A)+(B)+(C) indicated in Statement at para (I)(a) above} |
|--------------|---|---------------------------|---|---|
| 1            | NIL   | NIL                       | NIL   | NIL   |
| <b>TOTAL</b> |   |                           |   |   |

For GROVY INDIA LIMITED  
*Aeshale*  
Authorised Signatory

(II)(b) Statement showing holding of Depository Receipts (DRs), where underlying shares held by "promoter/promoter group" are in excess of 1% of the total number of shares

| Sr. No.      | Name of the DR Holder | Type of outstanding DR (ADRs, GDRs, SDRs, etc.) | Number of shares underlying outstanding DRs | Shares underlying outstanding DRs as a percentage of total number of shares {i.e., Grand Total (A)+(B)+(C) indicated in Statement at para (I)(a) above} |
|--------------|-----------------------|---|---|---|
| 1            | NIL                   | NIL   | NIL   | NIL   |
| <b>TOTAL</b> |                       |   |   |   |

For: GROVY INDIA LIMITED  
*Apulhato*  
Authorised Signatory